

# **Youth Ministry Resource Manual**

## **2011**

### **Minnesota North District - LCMS**

Prepared by (PLaN)  
Division of Parish Life and Nurture

## Table of Contents

How to Use This Resource Manual .....	3
2011 LCMS Servant Events Calendar .....	4
MN North District Youth Events .....	5
LCMS Youth Ministry Profile.....	8
Youth Ministry Vision.....	8
Biblical Framework for Youth Ministry .....	9
Lutheran Youth Fellowship.....	9
Youth Ministry Web Site .....	9
Division of Parish Life & Nurture (PLaN) .....	11
Peer Ministry/Peer Helper .....	12
Lutheran Island Camp and Retreat Center .....	13
Camp Arrowhead.....	13
Lutheran Campus Ministries.....	14
Careers/Ministerial .....	15
Printed Resources .....	16
Youth Ministry Resource Suppliers.....	17
MN North District Video Library .....	17
Guidelines for Adult Leaders & Pastors Regarding Youth Attending Out of Town Youth Events .....	18
Some Issues for Adult Leaders and Pastors to Consider When Giving Approval for a Youth to Participate in an Out-of-Town Youth Gathering Event: .....	18
Preteen Ministry .....	19
Hints for Youth Leaders.....	20
Service Project Ideas .....	21
Youth Ministry Ideas .....	21
Lock-In & Retreat Ideas .....	22

## How to Use This Resource Manual

Included in this resource manual are some of the youth events planned in the Minnesota North District - LCMS. Mark these events on your church calendar and determine as early as possible which of these events in which you plan to participate.

Feel free to make copies of this Resource Manual for all the Adult Youth Leaders in your congregation.

Read through the descriptions of the various events to become more familiar with what is going on in the MN North District.

Keep this Resource Manual as a help for working with the youth God has placed under your care.

If you know of any events or have any resources that could be added to this resource manual for coming years, please contact the District Office at:

218-829-1781


800-482-5022

or

[rick.hans@mnnlcms.org](mailto:rick.hans@mnnlcms.org)

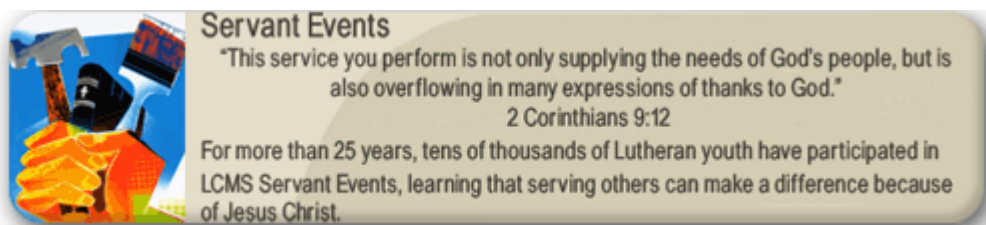
[receptionist@mnnlcms.org](mailto:receptionist@mnnlcms.org)

This manual is available on the MN North District website ([mnnlcms.org](http://mnnlcms.org)) under 'Resources'.



# 2011 LCMS Servant Events Calendar

## Servant Events



### **LCMS Servant Events:**

Provide opportunities for Christian service to the Church and world.  
Include personal Bible study, group building, and connection with other Christian youth.

Give youth a chance to live what they believe by relating acts of service to daily life.

Take youth out of their comfort zone and into the reality of others.  
Give youth the desire to share their love of Christ with the people of the world.

### **LCMS Servant Events**

Learn about the Servant Event experiences available in the summer, winter, spring or fall. Learn how you can serve for a weekend or a week any season of the year at an LCMS Servant Event. Events are listed in detail. Search by date, region or event type. [Read More](#)

### **Servant Event Listing**

Events are listed by month, region, or Event type. [Click here](#) to search the LCMS Servant Event Listing for upcoming servant opportunities.

### **Servant Event Resources**

Downloads, Servant ideas, Bible studies and more are found on the Servant Event resource page. [Read More](#)

### **Host a Servant Event**

Whether in the rural countryside, small town or urban setting, sites are needed for thousands of servants each summer. Learn how your congregation, camp, or organization can host an LCMS Servant Event, or register your host site today! [Read More](#)

### **Support LCMS Servant Events**

Each summer thousands of young people make a difference in the Name of Jesus. Learn how your support can help the Youth Ministry Office continue to sponsor these Events. [Read More](#)

# MN North District Youth Events

MN North District also lists Youth Events on its website and can be accessed at [mnn.lcms.org](http://mnn.lcms.org). Events currently scheduled are:

## Youth Bible Bowl

- WHY DO IT?** It is one great way for youth to study the Word of God on their own and in groups.
- BIBLE BOWL:** Competition of teams (3 or 4 players) in verbal quiz format. Also an individual, written competition.
- TOPIC:** **HEBREWS & 1 & 2 PETER** (The New International Version will be used.)
- WHO:** 7<sup>th</sup> through 12<sup>th</sup> graders from churches throughout Minnesota North and South Districts. Form teams in your church:-no limit of (4) person teams per church; limit of three (3) person teams per church
- COMPETITION:** One Double Elimination TEAM Tournament. Saturday, April 9, 2011 at CONCORDIA UNIVERSITY, ST. PAUL, 275 N. Syndicate, St. Paul. Registration at 8:30 - 9:00 A.M. Begin at 9:00 A.M., break for lunch, and end in afternoon. Also INDIVIDUAL competition on a 50 question written test.
- COST:** \$30.00 Per team.
- REGISTRATION:** Send \$30.00 per team, with names of each participant to:  
Rev. Rudy Maurer, c/o St. John Lutheran Church  
P.O. Box 37 Good Thunder, Minnesota 56037-0037  
Checks may be made payable to MN State Bible Bowl.

### **Deadline for registration is MARCH 20, 2011.**

- ONGOING:** Lord willing, the Bible Bowl will continue to be an annual event.
- CONTACT:** Rev. Rudy Maurer, c/o St. John Lutheran Church, PO Box 37, Good Thunder, MN 56037-0037 |  
Phone (507) 278-3169 Fax - 507-278-3966  
Email: [RudyMaurer@aol.com](mailto:RudyMaurer@aol.com)  
Or  
Rev. Steve Breitbarth of Grace Lutheran Church, 508 9<sup>th</sup> St. NW, Chisholm, MN 55719  
Phone (218) 254-3466  
Email: [s.breitbarth@mchsi.com](mailto:s.breitbarth@mchsi.com)
- RULES:** See the following pages for competition rules.

\*It could be a good time for youth, counselors, and families to have an overnighter.

Rev. Rudy Maurer

Youth Bible Bowl Contact Person for MN South District

We thank Concordia University, St. Paul for hosting and helping sponsor the 2011 Minnesota State Bible Bowl.

**May God be glorified in all we do!**

**(If you would like a report on the 2010 Youth Bible Bowl, please contact Pastor Rudy Maurer or if you would like a sample of the types of questions used contact Pastor Breitbarth)**



## **Youth Bible Bowl 2011 – Competition Rules**

1. A game shall consist of fifteen (15) questions. Questions thrown out are not counted as one of the fifteen. In the event more extra questions are needed than the ones provided, Quizmasters are to randomly pick a question from sets in hand.
2. TEAMS: Youth shall indicate the team on which they will play at registration time. There will be no changing of teams thereafter. Any church may enter as many teams of 4 players as they wish. A particular church may enter no more than three teams of 3 players each. A team for any one game shall consist of no more than 4 players with one substitute per team. Substitutes shall not be made during a game. Eligibility shall be restricted from 7<sup>th</sup> – 12<sup>th</sup> grade.
3. QUESTIONS AND ANSWERING:
  - a. Questions and judges decisions shall be from the New International Version of the Bible.
  - b. The Quizmaster will start each question with “Ready”.
  - c. The team whose light goes on first has the right to answer first.
  - d. A team will please wait to answer until after their light has been acknowledged by the Quizmaster.
  - e. A team member may receive help from teammates in answering the question.
  - f. Once a light has been acknowledged, the team has five seconds to begin speaking their answer. The individual speaking has fifteen seconds to complete the answer.
  - g. PLEASE NOTE that only one team member is allowed to answer any given question. The first answer given will be the answer that will be judged correct or incorrect.
  - h. A team which does not begin to answer within the five second time limit is considered to have answered incorrectly.
  - i. If one team answers incorrectly or fails to begin an answer within the five second time limit, or fails to complete their answer in the fifteen second time limit, the second team has the opportunity to answer the question. The second team is not required to answer the question.

- j. If either team fails to turn their light on within ten seconds following the reading of the question, the question will be passed. The question will be counted as one of the fifteen questions.
- k. If no light has gone on and the ten second time limit has not expired either team may ask to have the question re-read. A question may be re-read only once. The identical time limits as outlined above apply also for the second reading of the question.
- l. Correct answers of unanswered or of incorrectly answered questions may be revealed to the contestants at the discretion of the judge.
- m. In the event that a team switches on the light and incorrectly answers before the Quizmaster has finished reading the question, the Quizmaster shall re-read the entire question for the other team, without interruption, giving them a chance to answer. The ten second and the five second time limits apply here too.
- n. If a team member desires to challenge an opposing team's answer with a better answer he/she may do so by immediately raising his/her hand and stating that he/she challenges the answer. A team may challenge only if they have not previously tried to answer. The appointed judge will render a decision. His decision is final. Only competitors will be allowed to voice a challenge.

#### 4. SCORING

- a. The team which correctly answers the question receives 10 points. An incorrect answer is a 3 point deduction.
- b. A team whose challenge is denied loses no points. The challenged team receives the normal 10 points for its correct answer.
- c. If a team's answer is challenged and the challenge stands, the challenging team would receive 10 points for a correct answer, while the challenged team would lose no points.
- d. If after fifteen questions, there is a tie, then a tie breaker question will be asked. Manner of scoring remains the same. The first team to take the lead is declared the winner.



## LYF Day at Valleyfair

A day of fun at Valleyfair!!! There are discounted group ticket prices. There is a gathering of all LYFers in the grandstand around noon for fun. Usually the last Monday in June

*Look out for any youth groups  
from the MN North District!*

# Synod

## LCMS Youth Ministry Profile

LCMS District and Congregational Services—Youth Ministry is responsible for the direction, development, implementation and coordination of youth ministry in support of or on behalf of congregations in The Lutheran Church—Missouri Synod, encouraging and supporting ministry to, by, with, through and for youth (grades 5-12) in all churches and districts, identifying and providing resources and training for youth and adult leaders in ministering to youth in the church and community.

## Youth Ministry Vision

Our vision for Youth Ministry brings young people and adults together  
as a community of God's people where....

- Jesus Christ is the central focus in celebrating Word and Sacrament ...  
Colossians 3:16-17
- Youth develop significant relationships with their peers and caring adults ...  
Ecclesiastes 4:9-12
- Young people grow in faith, their personal relationship with Christ and who they are as God's people ...  
Ephesians 3:16-19
- Youth can ask hard questions and find answers about faith and life ...  
II Timothy 3:14-17 & Matthew 7:7
- Confession, absolution and unconditional love are the hallmarks of Christian community ...  
Ephesians 4:32
- Young people join in worship, nurture, service, outreach, and fellowship activities ...  
I Timothy 4:12 & Acts 2:42-47
- Young people know that they are accepted ...  
Romans 15:5-7
- Young people are able to serve in meaningful ways in the church and in the world ...  
II Corinthians 9:12
- Youth can use their gifts to the glory of God ...  
I Peter 4:10 & Romans 12:4-8

# Biblical Framework for Youth Ministry

The Holy Scriptures provide the framework which shapes our understanding of youth ministry: Youth are called by the Holy Spirit through Word and Sacrament to full partnership in the community of faith and challenged to full participation in the life and ministry of Christ and His Church.

- Youth ministry is...
  - centered in Jesus Christ:
  - Given in baptism
  - Nurtured through the proclamation and study of the Word
  - Strengthened through participation in the Lord's Supper
- Youth ministry supports young people as full members of the church of today as well as the church of the future.
- Youth ministry challenges young people to take a role in shaping the church's mission to the world.
- Youth ministry is a part of and not apart from the congregation's life and mission.
- Youth ministry equips youth to utilize their God-given gifts as faithful disciples.
- Youth ministry speaks to the full range of life issues of youth in the congregation and the community.
- Youth ministry is person oriented.
- Youth ministry is family inclusive.
- Youth ministry is congregation based.
- Youth ministry is outward focused.
- Youth ministry is ministry to, by, with, through and for youth.

## Lutheran Youth Fellowship

Lutheran Youth Fellowship is a resource of the DCS Youth Ministry Office to support youth group ministry in The Lutheran Church - Missouri Synod and to promote leadership skill development in teenagers.

LYF is committed to empowering youth and adults to use their gifts and energies in service to God and His people as they celebrate their faith in Jesus Christ.

WHY LYF?

- \*To raise the visibility of young people in The Lutheran Church—Missouri Synod.
- \*To support youth group ministry in congregations
- \*To provide support and encouragement for a holistic approach to youth ministry
- \*To provide the opportunity for teens to express their dreams, visions and concerns to the church
- \*To empower teens to define their mission in the church
- \*To enable teens to discover their leadership gifts and to use those gifts in service to God and His people.

## Youth Ministry Web Site

For the latest information about Youth Ministry check out the cool, new and improved DCS web site. There are many, many links to valuable resources. Don't miss this!!! Just go to:

[HTTP://DCS.LCMS.ORG/YOUTH](http://DCS.LCMS.ORG/YOUTH)

### **Some links you will find on the web page are:**

- \* Concordia Publishing House (CPH) and LCMS Youth Ministry have a great new partnership as they work together in the development of excellent Youth Ministry materials for the church. Check out the many CPH resources available for Youth Ministry in the new DCS Resource Store
- \* Free Spirit Publishing has an on-line catalog, links to other helpful sites, and "Ask our Authors" where readers can ask questions get answers on topics important to children, teens, parents, teachers and others who care about kids.
- \* Group Publishing provides resources for ministry with children, youth and families. You can view Group Magazine (as well as other publications) on line.
- \* Visit Serendipity if you'd like to check out small group ministry resource material online.
- \* Youth Specialties provides lots of resources, including Youth worker Journal online and Youth \*Ministry Central, a huge listing of web sites of interest to youth workers.
- \* Barna Research Online contains information regarding current trends and attitudes.
- \* The Gallup Organization provides articles and poll releases on current social issues. (Must subscribe to receive reports and use services.)
- \* The Growing Up Digital web site deals with the influence of technology on society and youth, and the forces of transformation which emerge out of this trend.
- \* Search Institute provides practical research and resources dealing with children and youth.
- \* Youth & Family Institute of Augsburg College studies and researches what is happening in our culture to children, youth and their families, providing interpretation, ministry models and resources.
- \* Christianity.Net features a locator for church and Christian web sites, daily religion news, plus book, video and music reviews, etc.
- \* Crosswalk.com provides contemporary Christian music reviews, online music, artist profiles, a music store, and much more.
- \* EGAD! Youth Group Ideas is a site with loads of youth group ideas! Find ideas as well as submit your own.
- \* Gospel Communications Network provides an online list of Christian resources, including search by audience, content or services.
- \* Interlinc provides Christian music resources for youth and youth leaders.
- \* Lutheran Music Program is committed to excellence in music and the arts. You can find information here on the program, courses and how to register.
- \* OAF - Ongoing Ambassadors for Christ provides outreach training and resources to help teens reach the unchurched; music, drama and training resources.
- \* The Upper Room is committed to personal spiritual formation and renewal. Check out Devo'Zine, an on line version of the devotional magazine for youth. A feature of this site is a daily Devo'Zine plus discussion and chat rooms.

\*\*\* Plus many sites for servant event ideas!!!

## Division of Parish Life & Nurture (PLaN) MN North District - LCMS

*Every Congregation using their gifts to Nurture Healthy Relationships  
and Meet the Needs, Inside & Outside the Church,  
through a Relationship with Jesus Christ*

### **Built on the Foundation of Christ PLaN Values...**

Parish Health and Wellness  
Discipleship/Leadership/Partnership  
Abundant Life-Long Faith Development

Rev. Terry Grzybowski, Chairman  
1506 Main Street  
Elk River, MN 55330-1827  
763/441-2555 – o  
763/528-0239 – cell  
[pastorterry@nsatel.net](mailto:pastorterry@nsatel.net)

Mrs. Laura Bundy (Youth)  
35388 Foxtail Lane  
Cohasset, MN 55721  
218/999-5981 – h  
218/929-9670 - cell  
218/999-7193 - o  
[wlbundy@paulbunyan.net](mailto:wlbundy@paulbunyan.net)

Mr. Ken Erlandson (Education & Stewardship)  
45011 230<sup>th</sup> Street  
Henning, MN 56551  
218/583-2905 – o  
218/583-3585 – h  
[licdirector@islandcamp.org](mailto:licdirector@islandcamp.org)

Bev Olsen: [bev.olsen@mnnlcms.org](mailto:bev.olsen@mnnlcms.org)  
Cathy Wright: [receptionist@mnnlcms.org](mailto:receptionist@mnnlcms.org)  
Minnesota North District: 800/482-5022 or  
218/829-1781 or email to: [mnnldist@mnnlcms.org](mailto:mnnldist@mnnlcms.org)

Rev. Steve Breitbarth (Human Care)  
508 NW 9<sup>th</sup> Street  
Chisholm, MN 55719-1453  
218/254-3466 – o  
218/254-2702 – h  
[s.breitbarth@mchsi.com](mailto:s.breitbarth@mchsi.com)  
218/929-1110 – c

Rev. Carl Noble (Worship)  
500 6<sup>th</sup> Ave. SW  
Perham, MN 56573  
218/346-7725 – o  
218/298-1428 – cell  
[cnoble@arvig.net](mailto:cnoble@arvig.net)

Vacant (Communication)

Vacant (Family Life)

Rev. Dr. Richard Hans  
District Mission & Ministry Facilitator  
PO Box 604  
Brainerd, MN 56401  
218/829-1781 - o  
800/482-5022 - o  
218/821-5776 – cell  
218/963-1217 - h  
[rick.hans@mnnlcms.org](mailto:rick.hans@mnnlcms.org)

## Peer Ministry/Peer Helper

When a young person has a concern which is causing pain in his/her life, there is a good chance that he/she will seek help from other young people. With this thought in mind, PEER Ministry attempts to equip young people with caring skills so that they can more effectively relate to other youth with problems like: loneliness, shyness, undeveloped social skills, low self-esteem.

Skill development is accomplished through a series of lessons led by a trained PEER Group Facilitator Team (1 Adult & 1 Youth), which take participants through concepts and exercises in: one-to-one relationships, conversation skills, welcoming a stranger, decision making, concerns in family life, peer relations, drugs and health, death and dying.

Facilitators are equipped by a trainer who has been through ten days of training and led young people through the PEER Ministry experience.

PEER Ministry is an education of the heart and not just the mind. It goes beyond simply teaching a set of skills that young people might use in their peer relationships and families. It leads young people to consider “becoming the friend you want to have”. The PEER experience moves participants to explore what is helpful to them in their needs for love and caring for others. When young people can recognize those needs in their own lives, they are more inclined and able to reach out and try to fill that need in others. PEER Ministry attempts to help young people learn to love and show love as an expression of the Good News of what God has done for us in Jesus Christ.

Congregations wanting to participate are invited to register one adult and one youth in a facilitator training event. The adult will be the primary facilitator and the youth will serve as an assistant.

The adult coming to the training should:

- Be someone with some leadership skills;
  - Like to be with teenagers;
  - Be someone teens like to be with;
  - Have a mature faith in our Lord Jesus Christ;
  - Not be easily threatened by opinions different from their own;
  - Have a good feel for interpersonal relationships (listening and discussion skills)
- Normally DCEs Pastors, Teachers, and experienced Youth Counselors are good choices.

The following people are Trained and Qualified Leaders in the Minnesota North District:

Rev. Steve Breitbarth  
313 NW 4th Street  
Chisholm MN 55719-1508  
(218) 254-3466-o

Rev. Ed Borchardt  
P.O. Box 461  
Henning, MN 56551  
(218) 583-2825

# Lutheran Island Camp and Retreat Center

LIC is located near Henning, in mid-western Minnesota. LIC has programming all year round with a beautiful retreat center. They are especially known for their summer youth camps, but provide numerous other opportunities and options for church youth groups.

For more information and scheduling please contact Program Director: Ken Erlandson

**[licprogram@islandcamp.org](mailto:licprogram@islandcamp.org)**

or

Lutheran Island Camp and Retreat Center

45011 230<sup>th</sup> St.

Henning, MN 56551

(218)583-2905

[info@islandcamp.org](mailto:info@islandcamp.org)

## Camp Arrowhead

**Providing a Christ – centered place to foster growth in faith, love and friendship.**

Camp Arrowhead is a rustic camp located in north eastern Minnesota about 60 miles north of Duluth. They provide two weeks of great outdoor camping for ages 8 and up. If your church or youth group is looking for a Service Project this would be a great place to check into. For more information contact:

Chuck Coccie  
3802 Crosby Rd.  
Cloquet, MN 55720  
(218) 879-3022 – h  
(218) 279-6709 – w

Stephanie Jensen  
130 9<sup>th</sup> St. SW  
Chisholm, MN 55719  
(218) 254-0078 – h



# Lutheran Campus Ministries

## **St. Cloud State University**

Mrs. Barb Hertling, DCE  
Lutheran Student Fellowship  
201 4th Street South  
St. Cloud, MN 56301  
(320) 259-1577  
[lsf@stcloudstate.edu](mailto:lsf@stcloudstate.edu) (218) 233-7569

## **University of Minnesota, Morris**

Zion Lutheran Church  
Rev. Rob Jarvis  
311 South Columbia Avenue  
Morris, MN 56267-1624  
(320) 589-2744  
[rjarvis@hometownsolutions.net](mailto:rjarvis@hometownsolutions.net)

## **University of MN – Duluth**

Rev. Robert Franck  
[revfranck@msn.com](mailto:revfranck@msn.com)  
Mt. Olive Lutheran Church  
2010 East Superior Street  
Duluth, MN 55812  
(218) 724-2500

## **Moorhead State University & Concordia Moorhead**

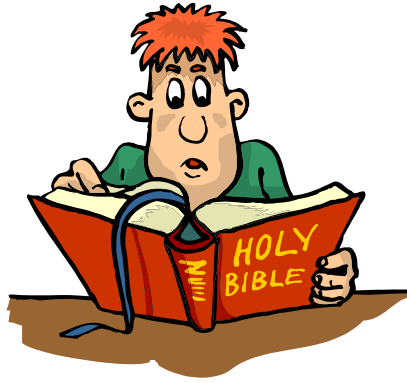
Rev. Ted Benson  
Our Redeemer Lutheran Church  
1000 - 14th Street South  
Moorhead, MN 56560  
(218) 233-7569  
[orlcchristianstudentfellowship@yahoo.com](mailto:orlcchristianstudentfellowship@yahoo.com)

## **Bemidji State University**

Rev. Matthew Wurm  
Trinity Lutheran Church  
123 - 29th Street NE  
Bemidji, MN 56601-4304  
(218) 444-4441  
[tlpastor@paulbunyan.net](mailto:tlpastor@paulbunyan.net)

## **University of Wisconsin - Superior**

Rev. David Schoessow  
[schoessow@centurytel.net](mailto:schoessow@centurytel.net)  
Christ Lutheran Church  
320 North 28<sup>th</sup> Street East  
Superior, WI 54880-3556  
(715) 398-3680  
[christlutheran@centurytel.net](mailto:christlutheran@centurytel.net)



## Careers/Ministerial

### Recruitment - We Need Your Help

Our church body, The Lutheran Church Missouri Synod, is a growing church body. In order to reach out to people, we need professional church workers. The number of people entering church professions has dramatically declined over the past two decades. Projections do not indicate a reversal of this trend. This decline will have an impact on the life of our church. The LCMS has not had a net gain in the number of church professionals in many years.

### How You Can Help?

You are an important person in the life and future of the church. You can help turn this downward trend in professional church workers around.

1. Put together a Church Professional Recruitment Committee.
2. Put up a Recruitment Bulletin Board.
3. Take your youth to one of our Concordia Colleges/Universities and talk with professional church worker students and professors.
4. Invite one of our college/university staff to visit your church and talk about church professions.
5. Have a 'Church Career Night' with a panel of professional church workers answering questions and sharing the ups and downs of their jobs.
6. Have a youth and adult Bible study on the call.
7. Have each young person complete a professional ministry survey.
8. Teach the parents and other adults in your church what they can do to identify and encourage the young people to consider a professional church worker career.
9. Pray with your young people about their futures.



## Printed Resources

### **A New Start In Youth Ministry (CPH)**

Includes ideas for beginning a youth ministry process in your church.

### **The Traveling Guide**

(Department of Youth Ministry - Board for Congregational Services)

This is a great resource for preparing a group trip.

### **LYF Handbook**

(Department of Youth Ministry - Board for Congregational Services)

This contains lots of information and ideas, from writing a constitution to your counselor job descriptions to circuit youth ideas.

### **Group Magazine**

One of the premier resources for youth ministry. Each issue provides news and trends, retreat material, current youth topics and helps for adults working in youth ministry.

### **Group's Jr. High Ministry**

Designed for the needs of Jr. High Ministry. Each issue is packed with helps, resources, ideas and activities.

### **Parents & Teenagers**

Build support for your youth program among parents with this new bi-monthly newsletter. For more information contact : Parents & Teenagers, Subscription Service, Box 482, Mt. Morris, IL

### **Discovery Bible Study XII**

(District & Congregational Services - Youth Ministry)

This collection of Bible Studies is designed with Youth in mind! They are based on the lectionary series - one Bible Study for each Sunday in the church year and all major festivals.

### **Teaching the Bible Creatively (Youth Specialties)**

This book offers a creative approach for communicating biblical truths to kids. Learn how to motivate kids to study Scripture, how to teach so that they will remember, how to make the Bible relevant to kids, and more. Give it a try! Neat stuff!

## 10 Minute Devotions for Youth Groups (Group)

These quick and easy devotions take little time and effort to prepare, yet they make a big difference in kid's lives. Topics include spiritual growth, faith issues, special occasions, and more. Very adaptable.

### Young Adolescents

Many congregations are developing ministries for the "young adolescent" (10-14 years). A resource which is helpful is the Young Adolescent Kit from the Department of Youth Ministry - Board for Congregational Services. In most cases the young people in question are in middle school and/or junior high. Most LCMS churches today offer the rite of confirmation at the end of eighth grade. After that the youth usually move into the high school youth ministry. For that reason, the material in the Young Adolescent Kit deal primarily with those who have been a part of upper elementary and junior high ministry in the past.

Young adolescent ministry can be seen as a step in the birth to death process of Christian growth. A young adolescent "youth group" may be formed to meet the social and spiritual needs which are not being addressed through education programs.

Seeing the need for informed adults to relate to young adolescents, the Board for Youth Services has developed this set of resources to help with that task. The Young Adolescent Kit (YAK) will provide information on characteristics of this age group as well as suggest practical ways to work with them. Department of Youth Ministry - Board for Congregational Services wants to assist you in your ministry. For more information contact the Department of Youth Ministry - Board for Congregational Services.

## Youth Ministry Resource Suppliers

**District & Congregational Services - Youth Ministry**  
1333 South Kirkwood Road  
St. Louis, MO 63122  
(800)248-1930 ext 1155 or 1156

**Group Publishers Inc.**  
P.O. Box 481  
Loveland, CO 80539  
1 (800) 447-1070

**Northwestern Book Store**  
**Church Resource Center**  
1 (800) 328-7317  
Discounts up to 25%

**Concordia Publishing House**  
3558 S. Jefferson Ave.  
St. Louis, MO 63118-3968  
1 (314) 965-9000


**Youth Specialties**  
1224 Greenfield Dr.  
El Cajon, CA 92021  
1 (800) 776-8008

## MN North District Video Library

The MN North District Office has numerous videos to be rented by District congregations. For more information on any of these videos and how to have them mailed to you, contact:



MN North District LC-MS  
P.O. Box 604  
Brainerd, MN 56401-0604  
(218) 829-1781 or (800) 482-5022  
mnnreceptionist@mnlcms.org



# Guidelines for Adult Leaders & Pastors Regarding Youth Attending Out of Town Youth Events

Attending an out-of-town Youth Event, such as a District Youth Gathering or a National Youth Gathering, requires advance planning and commitments (a commitment to the other members of the group to be part of the group, a commitment to follow the directions of the Adult Leader, a commitment to respect the Adult Leader(s), a commitment to take active part in the youth Gathering Event). The Adult Leader is not to be a mere warm body that makes it possible for the youth to attend the event but he/she is accepting a tremendous responsibility for the youth in which they are entrusted.

## Some Issues for Adult Leaders and Pastors to Consider When Giving Approval for a Youth to Participate in an Out-of-Town Youth Gathering Event:

- Is the youth making his/her own decision to attend the event?
- How well does the Adult Leader, who will be attending the event, know the youth and how well do the Youth know the Adult Leader?
- How active is the youth in the life of the congregation and the youth group?
- Does the Adult Leader or Pastor have a reason to not fully (100%) trust the youth and their participation (be able to document the reason)?
- Keep in mind that out-of-town Youth Events can strengthen an individual's faith and can grow in fellowship with other Christians but the event is not a magic event that will "straighten out" a person with serious problems.
- Has the youth had recent serious emotional or physical problems which may be an issue while on the trip or at the event?
- Has the youth had recent legal trouble which may affect your trust level? (An adult who takes a youth, who is on probation, out-of-state, may be charged with a crime)
- How supportive are the parents/guardians of this individual attending this Youth Event?
  
- A decision regarding the appropriateness of the youth attending the event should be made as soon as possible. Ideally the youth should be given ample time to change their behavior in such a way that it would be possible for them to attend. This requires a warning several months in advance with documentation (be specific). It is a must to have a discussion with the youth's parents/guardians when you question the appropriateness of their taking part in the Event.

# Preteen Ministry

Some churches have found it is beneficial to offer activities for youth in grades 4-6 and even younger in grades 1-3. These can also be modified to include activities for the whole family. The purpose is to provide Christian activities for our youth and/or families before they become involved in ACT.

Possible Goals would be:

- To help youth realize that being involved in church activities can be fun.
- To help youth develop a social life which includes church activities.
- To encourage youth to be actively involved in congregational life.
- To help youth grow in expressing their faith.


Possible Ways to Meet These Goals:

- Provide monthly social activities in a Christian context.
- Meet at the church either before or after the activity to help youth or families connect the activity with church.
- Include Bible Studies or Devotions before, during, or after the activity.
- Point out that each activity provides a witnessing opportunity.
- Recognize the focus is on Christian Fellowship through recreation.

Some activities that have been done:

Sleigh Ride/ Hay Ride	Making Pizza	Picture Scavenger	
Bumper Bowling		Snow Tubing	Skiing
Mini Golf		Picnic	Camping
Lock-In		Movies	Baseball Game
Roller Skating		Bowling	

Special thanks to Pastor Steve Breitbarth for his suggestions!



## Hints for Youth Leaders

- Take lots of pictures of your youth and pin them up. Make a scrapbook. Create a youth bulletin board.
- Send cards and notes to your youth. Send them on a regular basis.
- Meet on a regular basis with the other youth leaders in your circuit. They are a great resource for you.
- Have a set of meeting guidelines for behavior handy and use them. Let your youth know what you expect.
- Give your youth opportunities to just talk and share what is going on in their lives.
- Get together with other youth groups in your circuit. Do some things together.
- Always be the first one to arrive at your meeting and the last one to leave.
- Make sure your programming meets the needs of the kids.
- Plan some activities at different times of the day....early morning, late night, right after school, etc.
- Always preview videos before you show them to your group.
- Keep a smile on your face and laugh a lot.
- Visit your youth in their homes. Meet their parents.
- Plan at least two retreats every year.
- Communicate with your youth. Keep your doors open.
- Don't do everything yourself. Get others to help you out.
- Keep parents informed.
- Develop good job descriptions for your leaders.
- Affirm your youth, parents, and volunteers.
- Make sure your activities are well planned. Kids will love it and it will reduce discipline problems.
- Don't worry about numbers. Size does not equal success.
- When going on a trip, always re-confirm reservations the day before you leave. Make sure that a bus will be there!
- Don't use idle threats with your kids to get their attention or to make them behave. It's better not to say anything than not to follow through.
- Have refreshments served at all meetings.
- Learn the names of all your youth.
- Learn to say "no". Make time for your family and other interests.
- Plan your youth activities a year in advance. Get lots of input from your youth.
- Get your youth involved in at least one servant event each year.
- Encourage your youth to put on a drama each year.
- Let your youth invite friends to some of your meetings.
- Keep your youth activities focused on Jesus Christ.
- Make a list of goals that you would like to accomplish with your youth. Review it regularly.
- Have a special time each month just for Bible Study with your youth.
- Encourage your youth to reach out to their friends. Teach them how to do this first.
- Plan a party just for the fun of it!
- Model/teach your youth how to develop Christian habits (worship, study, prayer, devotions).



## Service Project Ideas

- **Food Pantry** - Collect food and distribute it to needy people in the community. Ask for food at grocery stores that is normally thrown away (dented cans, etc.).
- **Blood Donor Campaign** - Help with publicity, transportation, registration and solicit donors for hospitals and blood banks.
- **Handicapped People Projects** - Provide tutoring, transportation, help install ramps, provide therapy assistance.
- **Install Smoke Alarms and Fire Extinguishers** - Provide service for the elderly and handicapped. Look for fire hazards as well.
- **Roadside Clean-up Projects** - "Adopt-a-Highway", clean-up vacant lots or parks.
- **Blood Pressure Check-up** - Publicize and organize free check-ups at a shopping center, school or church.
- **Adopt a Fire Hydrant** - Keep snow away in the winter.
- **Sponsor a Refugee Family** - Check with Social Service to find a family who could use help in adapting to a new country.
- **Collect Used Clothes** - Help collect and sort clothes for Bethesda, etc.

## Youth Ministry Ideas

- Host Lenten soup suppers
- Hold a prayer vigil for world peace
- Invite professional church workers to a meeting to tell of their experiences in ministry
- Plan a major kickoff for your youth ministry programs
- Set up and maintain a food bank
- Set up a schedule for youth to visit the elderly, sick and shut-ins of the congregation.
- Hold a Halloween party
- Have a walk-a-thon for world hunger
- Show slides at the annual meeting of youth involved in parish life and other activities
- Invite local foreign exchange students to a recognition party
- Have a candle-making party and make baptismal candles
- Check with Lutheran Brotherhood or AAL about giving matching funds for a major benevolent project.
- Make or repair toys for a nonprofit day-care center
- Sponsor a hunger meal during Lent, serve rice and broth, show slides

- Take a video of the Easter service to shut-ins, bring them flowers
- Promote care for God's world
- Have a "Volunteer of the Month" award for congregation members
- Have a "Volunteer of the Year" award for service in the community
- Sponsor a health fair with local health providers and professionals
- Helen Keller's birthday (June 27), do service projects for the blind

## Lock-In & Retreat Ideas

More and more youth groups are participating in overnight experiences each year. Lock-ins are overnights usually held in the local church for one night. Retreats are usually held for one or more nights at a camp or some other facility. These events involve more expense, time commitment, adult help, and planning than most youth activities.

### Some Benefits in Having an Overnight Activity:

1. Group Relationship Building.
2. More Time.
3. Greater Sense of Continuity and the Impact of Experiences.
4. Gives In-active Youth Time To Become Part of the Group and are More Likely to Return to Future Youth Events.
5. A Change in settings.
6. Encourages Openness and a Deeper and More Intentional Relationship with Christ.

### Planning Lock-ins and Retreats

Planning is very important for any event, especially an overnight! Many groups fall into a trap by just filling time with blocks of activities. Your overnight experience can be greatly enhanced by having a theme and clear goals. Planning should be done with more young people on the committee than adults. Following are some questions to think about in your planning:

- What is the purpose of the event? Building community, planning, service project, etc...
- What is the theme that is attention-getting and an honest expression of your purpose?
- Who is to come? Are guests to be invited?
- Who is going to recruit adult chaperones?
- Where will the event be held? Who will reserve the facilities?
- What are the exact dates and times for the event?
- What will we eat? Who will purchase the food? Who will prepare the food? What about snacks?
- What activities will we use to accomplish the purpose and theme?
- Who's in charge of worship, singing, Bible study, etc.?
- What recreation/social activities should we do? Who's in charge?
- What options are available during free time?
- What will be the time schedule for the event?
- Who will be in charge of getting materials needed for the event? (Bibles, paper, pencils, VCR, etc.)
- What will be the total cost for the event?
- If the weather doesn't cooperate, what are our options for outdoor activities?
- Who will do the publicity and how should it be done?

How are we going to get to the site?

What are the rules or expectations for the retreat? Who will enforce them?

Who will take care of the parent permission slips and/or medical treatment permission forms from parents?

### **More on Lock-ins and a Sample Schedule**

Lock-ins usually are held in a church and are less costly than retreats. They usually begin between 6 pm and 10 pm in the evening and finish between 7 am and 10 am the following morning. Everybody usually sleeps on the floor in sleeping bags. The main conflict with a lock-in is SLEEP!

Sleeping time (separate areas for boys and girls) should be scheduled and enforced, especially with Junior Highers. They tend to tire more quickly than Senior Highers and become more irritable and unpleasant when exhausted. You don't have to make the sleeping period overly long. Be firm but gentle about sleeping. If your group refuses to sleep, just having some quiet time will help.

Senior Highers can handle a lack of sleep more than Junior Highers. You may want to make sleep optional for this group in two sleeping areas (one for the guys and one for the girls). Parents will be more comfortable if sleeping areas are separate.

Be very clear about the rules of expectations for the lock-in.

1. What time will the doors be locked?
2. Who can come to the lock-in?
3. What areas in the church are "off limits"?
4. Where are the sleeping areas?
5. In what areas is food permitted?
6. What are the consequences about serious misbehavior?
7. What are the rules regarding drugs, alcohol, sexual misconduct?
8. Over plan the evening! It's better to have too much to do than not enough.
9. Allow adequate time for clean-up of the church. Leave it cleaner than when you started.
10. Be flexible. Sometimes things don't happen as planned.

### **Sample Lock-in Schedule**

- 7:30 Arrival and registration. Set up sleep areas and do informal games, word finds, etc.
- 8:00 Introduction - talk about the theme, share rules/expectations, play some ice-breaking games and community building activities, devotions
- 9:00 Break - refreshments
- 9:15 Community building activity/Bible study or topic on the theme for the event/singing
- 10:00 Break - Late night snack: Make your own sandwiches or pizza, cookies, soda. Informal games, board games, team games, contests
- 11:00 Project relating to the theme, Clay modeling, paper mache project, salt and flour project, baking cookies if you are having a cookie sale at church on Sunday, etc.
- 12:00 Video and break
- 1.30 Closing devotion. (Junior highers go to sleep until 7:30 am) (Senior highers have quiet time - those who want to may sleep, the rest may listen to music quietly, talk, eat, play board games, watch another video, bake cookies for fund raiser, make sub sandwiches for fund raiser, etc.)
- 7:30 Rise and shine. Donuts, juice and milk. Clean-up.
- 8:15 Evaluation and morning devotions.
- 8:30 Go home and get some SLEEP!

***Youth ministry is youth and adults working together that they might grow and participate in their baptismal relationships with Jesus Christ, each other and the world through the means of grace and the congregation's ministry of worship, nurture, service, outreach and fellowship.***

